

DEPARTMENT II – INDOOR EXHIBITS  
EXHIBITION HALL

1. Read General Rules. New packet information for 2011.  
Juniors and Intermediates will be required to participate in the usual interview judging process. Seniors will have this option. Exhibitor only to bring exhibit or will not be eligible for Champions.
2. Entry Tag must be securely attached to the exhibit prior to entry.
3. Entries are to be entered at the 4-H/F.F.A. Building, Tuesday, July 26<sup>th</sup>, between 1:30 and 5:00 p.m.
4. When arriving at the Fair, you must check-in at the registration table by 5:00 p.m. to receive a judging pass.
5. All 4-H or FFA members may enter no more than one (1) exhibit in any class.
6. Each 4-H or F.F.A. club is entitled to have a Booth, Banner, Trash Can and Club Historian Book entry. Deadlines/due dates are the same as all other entries. Please see section 37, 38 and 40 for details on each. Champion Booths and Banners will be entered in state competition at the State Fair. Section 38, 39 and 40 are county entries only.
7. If an entry does not meet the specification of the class in which it is entered, it will be disqualified.
8. All indoor exhibits must be removed between 6:00 and 7:30 p.m., Sunday, July 31<sup>st</sup>. No cars will be allowed on the grounds until 7:00 p.m. All exhibits removed prior to that time or left after that time will forfeit the prize. The Fair will not be responsible for exhibits not removed by 7:30 p.m.
9. On-line registration will be available. The same entry deadline dates are in effect. Access Farm Fair entry forms by logging onto: [www.farmfair.org](http://www.farmfair.org) click on on-line registration and go to 4-H exhibit entries. After filling out form, click-on agree to terms and then submit. See page 1 of catalog and read #8.
10. All exhibits will be judged on their own merit. Each exhibit will be rated as:  
Excellent (Gold); Very Good (Silver); Good (Bronze)  
Premiums and ribbons will be given to the 1<sup>st</sup>-4<sup>th</sup> placing in each class. No exhibitor will be allowed in the exhibit building during judging.
11. All individual indoor exhibits will be paid the following premiums (except clovers).  
1<sup>st</sup> - \$4.00   2<sup>nd</sup> - \$3.00   3<sup>rd</sup> - \$2.00   4<sup>th</sup> - \$1.00



12. Some exhibits shown at the county level may not be eligible for state fair.

## SECTION 21 – CLOVERS

Superintendents: Kathy Johnson

### Guidelines

1. Clover 4-H members are 5, 6, & 7 year olds as of January 1, of the current year.
2. Each Clover 4-H'er will receive a ribbon but no premium money.
3. Each Clover 4-H'er will be able to enter five (5) total exhibits from the list below. Only one entry per class. May also enter Fashion Revue.
4. Refer to each section for specific rules in order to enter your project in that section.
5. Entry tags must be attached before speaking to a judge.

### CLASS

1. Food – quick breads (biscuit, muffins, etc., 4)  
or (quick bread, ½ loaf)
2. Food – cookies (4)
3. Food – cake (1/2 cake) (except decorated cake)
4. Clothing – 1 exhibit
5. Woodworking – 1 exhibit
6. Plants and Flowers – 1 exhibit
7. Garden Vegetables – any 1 exhibit
8. Science – Health Safety/Hobby Exhibit – 1 exhibit
9. Science – Natural science – 1 exhibit
10. Crafts – 1 exhibit
11. Fine Arts – 1 exhibit (pictures must be framed and ready for hanging)
12. Photography – 1 exhibit (must be standard snapshot size 3x5, 4x6 or 3½ x 3½ mounted on white poster board)
13. Fashion Revue



The MASON NANCE CLOVER AWARD will be presented to the individual Clover demonstrating outstanding craftsmanship and 4-H spirit. The winner will receive a gift, and his or her name will be placed on a plaque on display at the Harford County Extension Office. The presentation of this award will be made Saturday prior to the Livestock Sale.

## FOODS

Superintendent: Steven Weeks  
Asst. Superintendent: Janet Weeks

Any questions email: [sjweeks@comcast.net](mailto:sjweeks@comcast.net)

### YOUTH PREMIUM FOOD PRESERVATION AWARDS

*Presented by Alltrista Consumer Products Company to promote the art of home canning, and to honor youths who excel at the art of home canning. Alltrista Consumer Products Company is offering first place youth award categories.*

Judges will select the best entry submitted by a youth in Fruit, Vegetable, Pickle and soft spread categories canned in *Ball* Jars and sealed with *Ball* Two-Piece Vacuum Caps or *Collection Elite* Caps or canned in *Kerr* Jars and sealed with *Kerr* Two-Piece Vacuum Caps or *Collection Elite* Caps. In addition, selection of the best entry submitted by youths in the soft spread category will be limited to entries prepared using one of the *Ball Fruit Jell* Pectins: powder, no sugar needed, or liquid.



## SECTION 22 – FOOD PRESERVATION

1. Canned products done any time since last year's County Farm Fair may be exhibited. Fruits, tomatoes, and pickled vegetables should be processed in a boiling water bath canner. All vegetables, except tomatoes and pickles, must be processed in a pressure canner.
2. Standard clear glass (pint or quart jar) will be accepted, except when specified by class. No mayonnaise jars will be accepted.
3. Rims or rings are to be left on jars.
4. Label each jar clearly, indicating the following information.
  - a. Product
  - b. Processing method
  - c. Time for processing the jars
5. Judges reserve the right to taste canned products if necessary.
6. A Junior, Intermediate, and Senior Champion, Reserve Champion, and Grand Champion may be selected.
7. Entries will consist of one (1) jar, unless otherwise specified by class.


### FRUITS

20. Apples
21. Applesauce
22. Apple Juice
23. Blackberries
24. Cherries
25. Grape Juice
26. Peaches – halves
27. Peaches – pieces
28. Pears – halves
29. Pears – pieces
30. Any other fruit - identify



## VEGETABLES

31. Beans – green
32. Beans – lima
33. Beans – wax
34. Beets – sliced (no vinegar)
35. Beets – whole (no vinegar)
36. Carrots – sliced or diced
37. Carrots – whole
38. Corn – white kernel
39. Corn – yellow kernel
40. Peas
41. Tomatoes – broken in juice
42. Tomatoes – whole
43. Tomato Juice
44. Salsa (hot)
45. Salsa (mild)
46. Vegetable mixture, soup mix – ready to be heated & served
47. Pickled beets – sliced
48. Pickled beets – whole
49. Bread and butter pickles
50. Sour or dill pickle
51. Sliced cucumber – sweet
52. Relish – (mixed vegetable)
53. Pickle, any other – identify
54. Any other vegetable - identify



## DRIED FOODS

Food must be dried enough to inhibit all bacteria, molds and enzymes. Dried fruits and vegetables are clean, flavorful, have characteristic color, and are brittle (vegetables) or leathery (fruits). Jars should be ½ pint standard clear canning jars and may be opened for judging. Label for DRIED FOODS should indicate A. Product Name B. Drying method and C. Length of Drying Time.

55. Dried Fruit
56. Dried Fruit Leather
57. Dried Vegetable
58. Dried Vegetable Soup Mix (ready to be hydrated & served)

- 59. Dried Jerky
- 60. Dried Herbs (single variety) - Leaves or crushed, not on the stem
- 61. Dried Herb Mixture (2 or more) – Leaves or crushed, not on the stem

## JELLIES

Jelly is made of fruit juice. Good jelly is clear, free from crystals or sediment, sparkling, has a tender texture and natural color and flavor of fresh fruit. When removed from the glass, it will hold its shape and when cut leaves a clean, clear, sharp cleavage. Jars should be ½ pint standard canning jelly jar. Do not use fancy/gourmet jars, no fabric covers.

- 800. Apple Jelly
- 801. Crab Apple Jelly
- 802. Grape Jelly
- 803. Strawberry Jelly
- 804. Blackberry Jelly
- 805. Any other Jelly - identify



## PRESERVES

Preserves are made of one or two fruits. The fruit, whole or large pieces, is cooked in syrup until clear and transparent, tender, firm, crisp, and well plumped. The shape of the fruit is retained and the juice is thick and syrupy. Jars should be ½ pint standard canning jelly jar and may be opened for judging.

- 806. Blackberry Preserves
- 807. Peach Preserves
- 808. Pear Preserves
- 809. Strawberry Preserves
- 810. Blueberry Preserves
- 811. Any other Preserves - identify

## JAMS

Jams are usually made of one fruit crushed into a mass of an even, soft consistency thick enough to spread easily or be divided into portions. Juices are not separated from fruits and are of a jelly-like consistency. Jars should be ½ pint standard canning jelly jars and may be opened for judging.

- 812. Blackberry Jam
- 813. Raspberry Jam
- 814. Strawberry Jam

- 815. Blueberry Jam
- 816. Peach Jam
- 817. Any other Jam – identify
- 818. Freezer Jam

### MARMALADE

Marmalade is a soft jelly containing small pieces of fruit and peel evenly suspended in the transparent jelly. It should be firm but spreadable. It may not hold its shape when removed from the jar. Jars should be ½ pint standard canning jelly jar and may be opened for judging.

- 819. Any variety – identify

### BUTTERS

Fruit butter is cooked fruit pulp and sugar cooked to a thick consistency that will easily spread. Spices may be added.

Butters do not hold their shape when removed from the jar. Jars should be ½ pint standard canning jelly jar and may be opened for judging.

- 820. Apple Butter
- 821. Peach Butter
- 822. Any other fruit butter - identify

## SECTION 23 – FOODS & NUTRITION

1. All food entries must have a recipe available for the judge to review. Recipes should include the list of ingredients, the amounts and procedures for preparing the product. Since refrigeration is not available, cream cheese, yogurt, whipping cream, etc. may not be used in fillings or icings. Recipes containing Eggs MUST be cooked. **ENTRIES WITHOUT A RECIPE MAY BE DISQUALIFIED.**
2. All food entries will be exhibited in plastic containers available at the Foods Judging Table. Exhibits may be disposed of at the superintendent's discretion if they are no longer visually appealing.
3. Judging will be based on Flavor, Texture and Appearance.
4. There will be a Junior, Intermediate and Senior division. A Champion and Reserve Champion may be selected in all three age groups and a Grand Champion may be selected in Foods and Nutrition, decorated cakes, and gift baskets/boxes categories.
5. All entries must be made from scratch.

### QUICK BREADS – No Mixes

63. Baking powder biscuits – dropped (4)
64. Baking powder biscuits – rolled (4)
65. Muffins – Corn (4) no liners
66. Muffins – Plain (4) no liners
67. Muffins – Identify by labeling (4) no liners
68. Corn Bread (2) 2"x 3" pieces
69. Coffee Cake – Cinnamon (½ cake)
70. Coffee Cake – Fruit (½ cake) identify type
71. Gingerbread (½ bread)
72. Fruit / Fruit & Nut Bread– (½ loaf–identify type)
73. Vegetable / Vegetable & Nut Bread  
(½ loaf- identify type)
74. Cheese bread (½ loaf)



**YEAST BREADS** – All breads are to be made by hand, except where specified by class. **No Mixes**

- 75. Rolls – plain white (4)
- 76. Rolls – whole wheat (4)
- 77. Rolls – other (4)
- 78. Loaf – plain white (½ loaf)
- 79. Loaf – whole wheat (½ loaf)
- 80. Loaf – other identify (½ loaf)
- 81. Coffee Ring (½ loaf)
- 82. Croissants – plain ( 4 small or 2 large)
- 83. Croissants – filled (4 small or 2 large)
- 84. Bread made by bread machine, any variety – identify (no mixes, must be made from scratch).



**COOKIES** – No mixes

- 85. Brownies, chocolate – plain (4)
- 86. Brownies, other – identify (4)
- 87. Chocolate Chip Cookies (4)
- 88. Oatmeal Drop Cookies (4)
- 89. Refrigerator Cookies (chilled and sliced) (4)
- 90. Shaped Cookies (use a cutter, iron, etc., not shaped by hand) (4)
- 91. Snickerdoodles (4)
- 92. Bar Cookies (4)
- 93. Fancy Cookies (filled, iced, etc.) (4)
- 94. Peanut Butter Cookies (4)
- 95. Sugar Cookies (4)
- 96. Cookies – Other – identify (4)



**CANDIES**

- 97. Caramels
- 98. Chocolate – Hand dipped
- 99. Chocolate – Molded
- 100. Fudge
- 101. Mints
- 102. Molded Candy
- 103. Nut Brittle
- 104. Candies – any other - identify

PIES – crust and fillings must be homemade. Entries in this section must be in a foil pie plate.

105. Pie Shell – graham crackers - no filling – whole pie
106. Pie Crust – pastry - no filling – whole pie
107. Cherry Pie – whole pie
108. Apple Pie – whole pie
109. Other Fruit Pie – identify – whole pie
110. Any other Pie – identify – whole pie

#### CAKES – No Mixes

111. Angel Food Cake – ½, no icing
112. Sponge Cake – ½, no icing
113. Pound Cake – ½, no icing
114. Spice Cake – ½, icing, 2 layers
115. White Cake – ½, icing, 2 layers
116. Yellow Cake – ½, icing, 2 layers
117. Chocolate Cake – ½, icing, 2 layers
118. Cake – any other – identify – ½, icing, 2 layers
119. Cup Cakes – white (4) no icing
120. Cup Cakes – yellow (4) no icing
121. Cup Cakes – chocolate (4) no icing
122. Cup Cakes – any other, (4) no icing



#### DECORATED CAKES

1. Cakes are not to exceed 9” x 13” and no higher than 12”.
2. All cakes must be placed on a non-returnable container.
3. All decorations **MUST** be edible.
4. All cakes in this category will be tasted.
5. Cake mixes may be used for decorated cakes **ONLY**.
6. Commercial frosting is not allowed except Fondant.
7. Judging will be based on Flavor, Texture and Appearance.
8. The Junior, Intermediate, and Senior Champion cake will be sold by the exhibitor at the Livestock Sale on Saturday of the Fair.

#### SILENT AUCTION.

Cakes with a GOLD rating may be sold at the Silent Auction. A bidding for each of those cakes will be posted near those cakes from 10:00 a.m. Thursday to the close of the fair on Saturday night.

Fondant cakes have no less than 85% fondant used for visible decorations of the cake.

Butter Cream cakes have no less than 85% butter cream frosting used for visible decorations of the cake.

124. Fondant – Special Occasion – Decorated for a special event such as a wedding, birthday, anniversary, shower, etc.
125. Butter Cream – Special Occasion – Decorated for a special event such as a wedding, birthday, anniversary, shower, etc.
126. Fondant – Novelty – Decorated to carry out an idea. This cake may be shaped and decorated or decorated to resemble an animal, person, thing or idea. For example: pizza, teddy bear, bunny, etc. It is not a birthday, shower, or other special occasion cake.
127. Butter Cream - Novelty – Decorated to carry out an idea. This cake may be shaped and decorated or decorated to resemble an animal, person, thing or idea. For example: pizza, teddy bear, bunny, etc. It is not a birthday, shower, or other special occasion cake.
128. Fondant – Harford County’s 4-H Cake – Decorated to carry out the idea of Harford County 4-H.
129. Butter Cream - Harford County’s 4-H Cake – Decorated to carry out the idea of Harford County 4-H.

**NUTRITIOUS BAKED GOODS** – Each entry must include a recipe on a 3” x 5” card for display with entry. The product should not be entered in any other baked good class.

130. Low Fat – fat content should be less than 30% of calories
131. Low Sugar
132. Low Sodium

**GIFT BASKETS/BOXES** – Items should be arranged in a decorated box or basket as you would give as a gift. Indicate on card the audience or occasion of the gift.

133. Fruit Spread Gift Basket or Box – 4 different kinds of Jellies, Jams, Preserves, Marmalades or Butters.
134. Food Preservation Gift Basket or Box – 4 different Food Preservation items that complement each other. (Entry should not include Jellies, Jams, Preserves, Marmalades or Butters).

135. Cookie Gift Basket or Box – 4 different kinds of cookies, 6 cookies each. (Place a sample of each cookie in a plastic bag for judging).
136. SCHOOL LUNCH BOX - include food in suitable container for a school lunch along with the menu on a card (no milk).



## SECTION 24 – CLOTHING

Superintendent: Michelle Robinson

Assistant Superintendents: Sarah Norman (Boschert)

Sarah Hess (Dixon)

A member may exhibit in a division above his/her age level, but may not enter in a division designated for a younger age group. A Junior, Intermediate and Senior Champion, Reserve Champion and Grand Champion may be selected. PLEASE ATTACH GUIDE SHEET TO EXHIBIT.

JUNIOR DIVISION – 8-10 years of age as of January 1, of current year.

Class No.

140. Pin Cushion and needle book – enter as set
141. Pillow
142. Simple blouse
143. Blouse or shirt with collar and/or sleeves
144. Blouse or shirt – knit fabric only
145. Vest
146. Skirt with elastic waistband
147. Skirt with waistband
148. Skirt without waistband
149. Pants/shorts/or split skirt w/elastic waistband
150. Pants/shorts/split skirt w/waistband
151. Overalls/jumpsuit/playwear (shorts/pants w/top)
152. Nightwear
153. Jumper
154. Simple dress
155. One piece dress with collar and/or sleeves
156. Two piece outfit
157. Three piece outfit
158. Simple jacket
159. Costume – identify activity for which garment was created and worn (photo if available)
160. Clothing access. (tote bag, handbag, hat, belt, scarf)
161. Children's clothing
162. Commercial garment – decorated with needlework, quilting, appliquéd, or other fabric (not painted)
163. Constructed garment – decorated with needlework, quilting, appliquéd, or other fabric (not painted)
164. Miscellaneous article – not a garment/not a pillow
165. Sewing kit – include at least 8 different notions a sewer needs in a “sewing basket” you decorated.



INTERMEDIATE DIVISION – 11-13 years of age as of  
January 1, of current year.

Class No.

166. Simple blouse
167. Blouse or shirt with collar and/or sleeves
168. Blouse or shirt – knit fabric only
169. Vest
170. Skirt – wool or wool like fabric
171. Skirt with elastic waistband
172. Skirt with waistband
173. Skirt without waistband
174. Pants/shorts/split-skirt w/elastic waistband
175. Pants/short/split-skirt w/waistband
176. Overalls/jumpsuit/playwear (pants/shorts w/top)
177. Beachwear
178. Nightwear
179. Jumper
180. Simple dress with waistline
181. Simple dress without waistline
182. One piece dress with collar and/or sleeves
183. Two piece outfit
184. Three piece outfit
185. Simple jacket
186. Coat or lined jacket
187. Party dress
188. Children’s clothing
189. Clothing access. (tote bag, handbag, hat, belt, scarf)
190. Commercial garment – decorated with needlework,  
quilting, appliquéd, or other fabric (not painted)
191. Constructed garment – decorated with needlework,  
quilting, appliquéd or other fabric (not painted)
192. Costume – identify activity for which garment was  
created and worn (photo if available)
193. Miscellaneous article – not a garment/not a pillow
194. Sewing kit – include at least 12 different notions a sewer  
needs in a “sewing basket” you decorated.



SENIOR DIVISION – 14-18 years of age as of January 1, of current year.

Class No.

195. Simple blouse
196. Blouse or shirt with collar and/or sleeves
197. Blouse or shirt – knit fabric only
198. Vest
199. Skirt, wool or wool like fabric – napped
200. Skirt with elastic waistband
201. Skirt with waistband
202. Skirt without waistband
203. Pants/shorts/split-skirt w/fitted waistband & zipper
204. Pants/shorts/split-skirt w/elastic waistband
205. Pants/shorts/split-skirt, woven fabric
206. Jumpsuit
207. Beachwear
208. Nightwear
209. Jumper
210. One piece dress
211. Two piece outfit
212. Three piece outfit
213. Jacket with collar and/or hood
214. Jacket without collar
215. Tailored jacket with pants
216. Tailored jacket with skirt
217. Tailored coat
218. Evening wear
219. Children's clothing
220. Clothing access. (tote bag, handbag, hat, belt, scarf)
221. Commercial garment – decorated with needlework, quilting, appliquéd, or other fabric (not painted)
222. Constructed garment – decorated with needlework, quilting, appliquéd or other fabric (not painted)
223. Costume – identify activity for which garment was created and worn (photo if available)
224. Miscellaneous article – not a garment/not a pillow



#### CROCHETED ARTICLES

225. Crocheted article: garment
226. Crocheted article: outerwear accessory
227. Crocheted article: Other

## KNITTED ARTICLES

- 228. Knitted Article: Garment
- 229. Knitted Article: Outerwear accessory
- 230. Knitted Article: Other



### SECTION 25 – FASHION REVUE 207

Show Time: Thursday, July 28, 7:30 Main Pavilion  
(Following the Farm Bureau Contest)

Superintendents: Diane Huber & Cheryl Dixon  
Asst. Superintendent: Janet Weeks & Elizabeth Huber

4-H'ers are invited to model garments that they have constructed or to model purchased garments that he/she has personally chosen.

1. Each participant must be enrolled in a 4-H Clothing or Fashion Revue Project by May 1, of the current year.
2. In order to participate, the Indoor Farm Fair entry form must be completed by the Farm Fair due date (June 8). Participants (including Clovers) will be asked to fill out additional registration forms to register by category. Forms will be available at the Extension Office.
3. Category registration forms including narrations will be due to the Extension Office by June 22.
4. Preliminary judging will be Saturday, July 23. To qualify for Grand Champion of any age division, each 4-H'er must participate in the preliminary judging and the Farm Fair Fashion Show.
5. Each participant will receive a \$5.00 premium. Clovers will receive a participation award only.
6. Clovers (5, 6, and 7 year olds) may participate in the preliminary judging and the Fashion Show at the Farm Fair. All Clovers must enter in the Clover section. Additional registration forms are required (refer to #2). Clovers can enter a constructed outfit or a ready-to-wear outfit, but may enter only one outfit.
7. Contestants may not enter more than two (2) of the following categories. No individual may enter more than one (1) garment in each class. Superintendents may move participants to a different class if applicable.
8. If you plan to model 2 outfits, at least one outfit **MUST** be constructed. (Example: one Ready-to-Wear and one Constructed or two Constructed.)

9. Awards will be given following the Farm Fair Fashion Show.

A. Garment Made and Modeled by 4-H Member



1. **Sports Wear/Lounge Wear** – include jogging, beach wear, tennis wear, riding habits, ski, skating, or other sports outfits. Lounge wear includes appropriate sleep wear.
2. **Costumes** – historic, ethnic or created for theatrical or special events.
3. **Creative Choice**-knitted, crocheted, or made from fabric that the member has tie-dyed, batiked, hand-painted, appliquéd or by similar methods.
4. **Re-design** – Outfits created by reconstructing or re-utilizing an existing garment.
5. **Formal Wear** – Outfit suitable for evening or semi-formal events, including men's wear, long or short dress or skirt.
6. **Business/Professional** – Outfits appropriate for job interviews or professional settings.
7. **Outer Wear** – Pull-over jackets, short and long coats, rain wear, capes, blazers, and other garments to be worn outdoors but not specifically designed for a particular sport.
8. **Dresses** – Could include a sun dress or other non-formal dress.
9. **Separates** – Jacket, vest, slack, skirt, blouse, shorts – an outfit appropriate for school or casual affair (2 or more pieces). Juniors may enter one garment piece in the constructed class.

B. Ready-To-Wear Fashion Modeled by 4-H Member (see descriptions above)

10. Sports Wear/Lounge Wear
11. Costumes
12. Formal Wear
13. Business/Professional
14. Outer Wear
15. Dresses
16. Separates (2 or more pieces)  
Juniors, intermediates and seniors must enter 2 or more pieces.

## SECTION 26 – HOME ENVIRONMENT


Co-Superintendents: Ruth Ann Robinson & Jan Stewart

1. Framed pictures must be properly framed or mounted, ready to hang (taped hangers are not acceptable).
2. All wall hangings should have a rod pocket, extender tab or rings for hanging.
3. Items must be clean and from a project during the current year.
4. Unless otherwise stated, entries for each category are limited to one item.
5. A Junior, Intermediate and Senior Champion, Reserve Champion and Grand Champion may be selected.
6. Judging Criteria: Quality of workmanship, usefulness/functional home use items, color and application, personal creativity, cleanliness.

### Class No.

231. Decorative Bulletin Board-may have wooden frame
232. Decorative Trash Can
233. Storage Item – fabric only, storage accessories (locker caddy, laundry bag, covered hangers, garment bag, etc.)
234. Table Coverings – table cloth, 4 placemats, 4 napkins or table runner
235. Desk Accessories – 2 different items (blotter, pencil holder, etc.)
236. Kitchen Accessory – fabric only (toaster cover, pot holder, etc.)
237. Decorative Hand or Guest Towels – 2, needlework, appliquéd or other fabric trimmed
238. Decorative Pillowcase – needlework
239. Framed Needlework Picture–counted cross stitch, stitching portion 5” x 7” or smaller
240. Framed Needlework Picture–counted cross stitch, stitching portion larger than 5” x 7”
241. Framed Needlework Picture, candle wicking
242. Framed Needlework Picture, other types of needlework.
243. Framed Needlework Picture – holiday design, any size
244. Needlework Plastic Canvas – flat-stitching portion smaller than 5” x 7”
245. Needlework Plastic Canvas – flat-stitching portion larger than 5” x 7”

- 246. Needlework Plastic Canvas – 3-dimensional - novelty (not a storage item)
- 247. Needlework Plastic Canvas – storage item
- 248. Framed Fabric Picture – needlework used in design
- 249. Framed Fabric Picture – may use paints, sequins, fabric trims (not needlework)
- 250. Wall Hanging – latch hook – no frame or hoop
- 251. Wall Hanging – fabric (not needlework or latch hook, not frame or hoop). A free flowing, flat fabric based on original or pattern creation. It is intended to be suspended by a rod or dowel. Usually layers of fabric are applied to develop the design. Embellishments include beads, feathers, and other items that serve to enhance the overall fabric design
- 252. Wall Hanging – pieced or appliquéd and quilted, no frame
- 253. Quilted Articles – no clothing
- 254. Any article created or designed by computer or embroidery machine
- 255. Window Treatment – balloon shade, valance, curtain, drapery, etc.
- 256. Decorative Pillow – patchwork design, machine-pieced or hand-pieced, quilted
- 257. Decorative Pillow – patchwork design, machine-pieced or hand-pieced, not quilted
- 258. Decorative Pillow – pre-printed fabric design, machine or hand quilted
- 259. Decorative Pillow – candle wicking
- 260. Decorative Pillow – fabric painted
- 261. Decorative Pillow – counted cross stitch
- 262. Decorative Pillow – other types of needlework
- 263. Decorative Pillow – needlework, holiday design
- 264. Decorative Pillow – latch hook
- 265. Decorative Pillow – plain
- 266. Decorative Pillow – novelty shapes, usually from a kit pattern, not latch hook
- 267. Pillow Sham or Pillowcase – not needlework
- 268. Dust Ruffle or Pillow Sham
- 269. Bedspread – Quilt or Comforter
- 270. Quilt Top Only – pieced or appliquéd, 45” x 56” or larger
- 271. Miniature Quilt – pieced or appliquéd/quilted, less than 20” x 24”



272. Student Gift Basket/Box – a collection of five Home Environment items for a student, arranged in a decorated box or basket like a gift. A maximum of three purchased non-perishable items may be included (pencils, silk flowers, etc.) Indicate recipient's grade level
273. Embroidery on Ready Made Garments
274. Place Setting – Include a menu and explanation of occasion along with the place setting. The menu and explanation should be on one 8½" x 11" sheet of paper or smaller. Materials, other than paper that are suitable, can be used. Menu and explanation of occasion are the only information required. Do not include any other information.
275. Creating with Fabric – entry by individual
276. Club/Small Group Project – items in this class must be worked on by more than one 4-H member of the same club. Use only one entry form with one name. Attach card with the number working on project and names, intended use – i.e. children's hospital, raffle, etc.



SECTION 27 – CHILD CARE  
Co-Superintendents:  
Ruth Ann Robinson & Jan Stewart

1. Attach a 3”x 5” card to each exhibit indicating the age level the item is intended for and the educational value of the item, unless otherwise indicated.
2. Original design means not from a kit.
3. Items must be clean and made during the current year.
4. A Junior, Intermediate and Senior Champion, Reserve Champion and Grand Champion may be selected.
5. Judging Criteria: safety, age appropriateness, educational value.

Class No.

277. Toy – original design
278. Toy – made from a kit
279. Game (1) – include instructions for playing the game.  
Game must fit on 12” deep shelf
280. Visual Aid – create an item (picture book, puppet, etc.) to use when telling a story to child. Include a summary on how it will be used along with your 3” x 5” card
281. Storybook – original design, must tell a story
282. Original Educational Book or Skit, not a story
283. Stuffed Animal – original design
284. Stuffed Animal – kit only
285. Stuffed Doll – original design
286. Stuffed Doll – kit only
287. Child Care Kit – a bag of games, books, and toys that may be taken to a babysitting job (minimum 10 items). Indicate, for each item in the kit (attach to item), on a 3” x 5” card the age level, educational value and how it will be used. Be creative, create a theme, construct your own bag, etc.
288. Basic First Aid Kit – Items should include everything that would be essential to a first aid kit that would be carried by anyone, not just a babysitter. The age and educational value card not needed, just include a list of contents. See “First Aid in Action” project.



289. Babysitter's Scrapbook, (1) – include pictures for a specific age group
290. Babysitting Display – Display must be sturdy enough to stand alone and cannot exceed 32" wide, 17" deep x 42" high  
Suggested ideas: Safety, How to Handle an Emergency, Managing Behavior Problems, Books for children, etc.  
The age and educational value card not needed.
291. Child Care Reference Book – a notebook that includes general and specific information on child care and babysitting. May include short magazine articles, activities you conducted as part of project work or fact sheets. Book should be well organized. Must be added to each year. The age and educational value card not needed.



## SECTION 28 – PLANTS & FLOWERS

Superintendent: Joyce Browning



1. Terrariums and potted plants should be established for a minimum of 2 months.
2. This department will be judged in three (3) categories, Plants, Cut Flowers and Arrangements.
3. Junior, Intermediate and Senior Champion and Reserve Champion may be selected in each category, as well as an overall Grand Champion.
5. All entries must be displayed according to the pamphlet “Maryland Guidelines for Exhibition and Judging Agricultural Products” - available at the Extension Office.
6. Entries which do not comply will be disqualified.

### PLANTS

1. Potted plants, except hanging baskets, must be in pots not to exceed 8 inches top diameter. Dish gardens may not exceed 20 inches maximum width. Hanging baskets must be able to hang. Exhibitors exceeding these limits will be disqualified.
2. Please label with variety name, if known.

### Class No.

292. African Violets
293. Begonia, flowering type, not to exceed 6 “ pot
294. Begonia, foliage type, not to exceed 6 inch pot
295. Philodendron, vine type
296. Houseplant – cacti or succulent – single plant in pot (must label with variety name)
297. Terrariums – foliage plants, with cover or lid
298. Terrariums – sand design with plants
299. Dish garden – at least 3 foliage plants
300. Dish garden – at least 3 succulents and/or cacti
301. Houseplant – foliage, any variety not listed – single plant in pot (must label with plant name)



302. Hanging Basket – flowering type, may be same variety or mixed (must label with plant name)
303. Hanging Basket – foliage type, indoor or outdoor plant (must label with plant name)
304. Ornamental Outdoor Shrub – maximum 6 inch diameter pot, label with name.

## CUT FLOWERS

1. Cut flower specimens should be in a clear jar or bottle
2. All cut flower branch stems must have stem leaves attached above water level.
3. Please label with variety name, if known.

### Class No.

305. Ageratum – 5 stalks
306. Aster – 3 blooms, 1 variety and color
307. Black-eyed Susan – 3 blooms, 1 variety
308. Cockscomb (Celosia) – plume type, 1 spike
309. Cockscomb (Celosia) – crested type, 1 spike
310. Coleus – 1 stalk
311. Cosmos – 1 variety and color
312. Dahlia – 3 blooms, one variety
313. Gerbera Daisy – 1 bloom
314. Gladiolus – 1 spike, prefer leaf attached, lowest blooms open but not at top
315. Impatiens – (New Guinea variety) one color, 3 stalks
316. Lily – (fall bulb planting) – 1 stalk, multiple blooms, this does not include day lilies
317. Marigold – (Large single stem type) – 3 single stems, same color and variety
318. Marigold – (Small bush type) – 3 stems, same color and variety
319. Nasturtium – 5 uniform blooms
320. Nicotiana – 3 stalks, same color and variety
321. Petunia – 3 branches with a minimum of 1 bloom per branch, one variety
322. Salvia (sage) – 3 stems, same color and variety
323. Snapdragon – 3 spikes, same color and variety
324. Sunflower – 3 blooms, same variety, less than 8” wide
325. Verbena – 3 stems, same color and variety
326. Vinca – 3 stems, same color and variety



327. Zinnia – 3 single stalks, same color and variety
328. Miscellaneous Annuals – (plant name label required) 3 stalks same color and variety.
329. Miscellaneous Perennial – (plant name label required) 3 stalks same color and variety.
330. Miscellaneous Woody Shrub – (plant name label required) single branch 18” or less, 1bloom minimum.

## ARRANGEMENTS

1. Plant materials do not have to be grown by the exhibitor.
2. Exhibit your work in an attractive container because the overall appearance is judged.
3. Line arrangements should have a clearly visible linear design that is viewed from one side of the table. Mass arrangements should be designed “in the round” for viewing from all sides.
4. Containers used for arrangements must be sized appropriately to provide adequate moisture to sustain the arrangement for more than one day.



### Class No.

331. Line arrangement, all fresh materials
332. Cattail Marsh Arrangement (line arrangement) – Combine cattails into a dried or silk arrangement to create an interesting design that flows in a line.
333. Country Bouquet Mass Arrangement – a fresh collection of garden and/or roadside flowers. Must be designed in a container with oasis.
334. Bugs Bunny Garden Bouquet (mass fresh arrangement in a vase or oasis) – a fresh collection of attractive flowers that incorporates vegetable leaves, vegetables, herbs and/or garden weeds.
335. Pint of Color (mass fresh arrangement in a vase or oasis). Arrangement must feature one color with complimenting hues. Arrangement is not limited to flowers.
336. Mass arrangement of either all dried material or all silk material.
337. Bud vase arrangement of fresh flowers with greens.
338. Wedding Bouquet – all fresh material designed as cut stem bundle or in oasis. Provide a vase for display purposes.
339. Corsage or boutonniere of all fresh material.
340. Corsage or boutonniere of all silk material.





SECTION 29  
AGRICULTURAL PRODUCTS

Superintendent: Gerry Bullis  
Assistant Superintendent: Eileen Daughton

1. Each exhibitor may enter only one exhibit per class.
2. Exhibits must be raised by the exhibitor.
3. Exhibits must comply with “Maryland Guidelines for Exhibiting and Judging Agricultural Products” which is available at the Extension Office.
4. Each exhibit must have entry tag securely attached. Entries that are displayed in containers must have the tag attached to the container. All other entries must be displayed on paper or plastic plates with the tag attached to the plate.
5. A Junior, Intermediate and Senior Champion, Reserve Champion and Grand Champion may be selected.

VEGETABLES

Class No.

341. Beans – green snap		10 pods
342. Beans – yellow		10 pods
343. Beans – lima		10 pods
344. Beets – pickling topped (1 inch tops)		5
345. Beets – slicing topped (1 inch tops)		5
346. Broccoli		1 head
347. Brussels Sprouts		1 pint
348. Cabbage – green		1 head
349. Cabbage – red		1 head
350. Cantaloupe		1
351. Carrots – topped (1/2 inch tops)		5
352. Cauliflower		1 head
353. Cucumber – pickling		5
354. Cucumber – salad		3
355. Eggplant – any variety		1

- |  |          |
|--|----------|
| 356. Green leafy vegetables<br>(Collard, chard, endive, etc. except kale)<br>same variety in container with water,<br>(must label with variety name) | 5 leaves |
| 357. Gourds – same variety   | 3        |
| 358. Herbs – Parsley, in container with water  | 5 stems  |
| 359. Herbs – Basil, in container with water  | 5 stems  |
| 360. Herbs – any other variety, in container<br>with water , must label with variety name  | 5 stems  |
| 361. Herbs – dried, any one variety<br>(must label with variety name)  | 5 stems  |
| 362. Kale  | 5 leaves |
| 363. Kohlrabi – display with 4-6 upper leaves  | 5        |
| 364. Okra  | 5 pods   |
| 365. Onions – white (do not peel)  | 5        |
| 366. Onions – yellow (do not peel)   | 5        |
| 367. Onions – red (do not peel)  | 5        |
| 368. Peppers – bell type   | 3        |
| 369. Peppers – banana type<br>(i.e. sweet banana, Hungarian wax)   | 5        |
| 370. Peppers – cayenne type, large varieties   | 5        |
| 371. Peppers – cayenne types, small varieties  | 5        |
| 372. Peppers – chili types   | 5        |
| 373. Peppers – jalapeno type (elongated green)   | 5        |
| 374. Peppers – any other type not listed<br>(must label with variety name)   | 5        |
| 375. Potatoes – cobbler  | 5        |
| 376. Potatoes – Katahdin or Kennebec   | 5        |
| 377. Potatoes – any red variety  | 5        |
| 378. Potatoes – any other variety<br>(must label with variety name)  | 5        |
| 379. Pumpkin   | 1        |
| 380. Squash – acorn  | 3        |
| 381. Squash – butternut  | 3        |
| 382. Squash – crookneck  | 3        |
| 383. Squash – patty pan  | 3        |
| 384. Squash – yellow straight neck   | 3        |
| 385. Squash – zucchini   | 3        |



- |   |        |
|---|--------|
| 386. Squash – any other type<br>(must label with variety name)  | 3      |
| 387. Sunflower – mature seed head   | 1      |
| 388. Sweet corn – in husk   | 5 ears |
| 389. Tomatoes – red globe, ripe - 3” or larger  | 5      |
| 390. Tomatoes – yellow globe, ripe - 3” or larger   | 5      |
| 391. Tomatoes – small cherry, ripe - 1” or less   | 10     |
| 392. Tomatoes – large cherry, ripe - larger than 1”,<br>less than 3”  | 10     |
| 393. Tomatoes – red paste (pear or plum), ripe  | 5      |
| 394. Watermelon   | 1      |
| 395. Vegetable – any other variety not listed identify  | 1      |
| 396. Vegetable display – 5 or more different varieties<br>attractively displayed in one container, not over 24” in<br>width. The vegetable display will be judged on the<br>following basis:<br>50% for quality of the vegetables<br>25% for attractiveness and educational value<br>25% for different varieties and different vegetables |        |
| 397. Vegetable oddity– any vegetable that has not conformed to<br>true shape of its variety – identify  |        |

## FRUIT

### Class No.

- |                   |            |
|-------------------|------------|
| 700. Apples       | 3          |
| 701. Blueberries  | 1 pint box |
| 702. Blackberries | 1 pint box |
| 703. Cherries     | 5          |
| 704. Grapes       | 1 bunch    |
| 705. Peaches      | 3          |
| 706. Pears        | 3          |
| 707. Plums        | 3          |
| 708. Raspberries  | 1 pint box |



## GRAIN & HAY



1. All entries must have been raised and prepared by the exhibitor and may not be more than one year old.
2. List the variety/hybrid name of each exhibit.

### Class No.

709. Barley – 1 quart jar
710. Oats – 1 quart jar
711. Rye – 1 quart jar
712. Wheat – 1 quart jar
713. Soybeans (black) – 1 quart jar
714. Soybeans (yellow) – 1 quart jar
715. Corn (shelled) 1 quart jar
716. Corn – 5 ears, indicate variety, last year's corn
717. Corn – Longest ear
718. Corn – Best single ear
719. Popcorn – 5 ears
720. Indian Corn – 5 ears
721. Corn – 5 ears, stalked, green



Hay may be cured below 20% moisture. Alfalfa, clover, or Lespedeza hay with more than 10% grass will be classified as mixed. An entry shall consist of a bundle approximately 18" x 18" x 6" and should be securely tied four ways.

### Class No.

722. Alfalfa
723. Lespedeza
724. Red Clover
725. Orchard Grass
726. Sudan-Sorghum
727. Mixed
728. Timothy

## WOOL FLEECE

1. Exhibitor must have owned the sheep at time of shearing.
  - a. Fleece must have been shorn in 2010.
  - b. Fleece must be tied with paper twine.
  - c. Yearling fleece, which may be 16 months growth.
  - d. Fleeces entered by breed should be shorn from a sheep clearly representative of that breed. A commercial fleece may be from any sheep.
2. Preparation – Fleece should be rolled properly – flesh side out and tied with paper twine in such a way as to allow adequate handling yet not affect the character or attractiveness.
3. Each fleece must be tagged with the following:
  - ~ Name and address of exhibitor
  - ~ Breed
  - ~ Sex
  - ~ Number of months grown



### Class No.

729. Purebred – Medium Wool
730. Group 1 – Cheviot, Corriedale, Dorset, Montadale
731. Purebred – Long Wool
732. Group 2 – Hampshire, Shropshire, Southdown, Suffolk
733. Commercial (white) which may include wool from long wool purebreds which are not now shown at County Fair.
734. Colored – Medium wool (48-60). If fine wool fleeces are entered they will be put in this class.
735. Colored – Long wool (36-48). If coarse wool fleeces are entered they will be put in this class.

## HONEY

1. All honey and beeswax must have been produced by the exhibitor, within a 15 month period prior to entry.
2. All honey exhibited must have been gathered and ripened in a natural way by honeybees.
3. All extracted honey entries must be exhibited in 1 quart clear glass jars.
4. All section comb honey entries must be wrapped in clear cellophane.

### Class No.


736. White to extra light amber extracted honey – 1 quart jar
737. Light amber to amber extracted honey – 1 quart jar
738. Dark extracted honey – 1 quart jar
739. Section comb honey – light or dark– 2 sections
740. Chunk honey – 1 quart jar.



## SECTION 30 – WOODWORKING

Superintendent: Michele Mink

Assistant Superintendent: Donna Burman

1. EACH article exhibited MUST be accompanied by the plan, blueprint, working drawing, sketch, etc. used for construction. Include a statement to indicate the intended use of the article. These items should be placed in an envelope and fastened securely to the article by string or tape. Attach entry tag to exhibit securely. 
2. Article must contain a major (50% or more) portion of worked wood.
3. Maximum size of exhibit should not exceed 3' x 6' x 5'. If any dimension exceeds 3 feet, please indicate this on your Farm Fair Entry Form.
4. In judging woodworking articles, consideration will be given to Usefulness, Design and Plan, Workmanship, Choice of Wood, Suitability, and Quality of Finish.
5. Entries are limited to one (1) per class.
6. A Junior, Intermediate and Senior Champion, Reserve Champion and Grand Champion may be selected.

### Class No.

420. First Year in Woodworking Project (Clovers not eligible)
421. Book holders or racks
422. Birdhouse
423. Bird Feeder
424. Bat house
425. Birdhouse (used)\*
426. Furniture– large wooden outdoor-any dimension 22” or more)
427. Furniture– small wooden outdoor-largest dimension less than 22”
428. Furniture– large indoor-any dimension 22” or more
429. Furniture– small indoor -largest dimension less than 22”
430. Wood working articles for farm or shop use.
431. Lathed turnings

- 432. Chest or storage box – large (any dimension 22” or more)
- 433. Chest or storage box – small (largest dimension less than 22”)
- 434. Wooden toys
- 435. Cutting board
- 436. Planter
- 437. Kitchen article
- 438. Refinished article
- 439. Refinished furniture
- 440. Outdoor recreation project
- 441. Woodworking jewelry
- 442. Clock faces (no works)
- 443. Wall clocks
- 444. Table or mantel clocks
- 445. Floor clocks
- 446. Outdoor ornament
- 447. Animal related equipment
- 448. Miscellaneous



\* Birdhouse must be clean and in presentable condition. House must have been built, erected and observed by the exhibitor. Eggs laid, eggs hatched, birds fledged, number of brood and probable cause of mortality records must be included with plans and exhibits. Exhibit without these records will be disqualified.

**SECTION 31 – WELDING**  
**Superintendent: Michele Mink**  
**Assistant Superintendent: Donna Burman**

1. Article must have been constructed by the exhibitor as a part of the project since the last county fair.
2. All articles must be painted or properly treated. In the case of projects that have been used, they must be clean and in presentable condition. Failure to do this will lower your placing automatically from a Gold to a Silver Placing.
3. Entries will be judged on the basis of workmanship, finish, design, strength, usefulness, and suitability.
4. Exhibitors are limited to one (1) entry per class.
5. The majority of the exhibit's joints shall be fast and made with electric or ox-fuel gas welding.
6. A Junior, Intermediate and Senior Champion, Reserve Champion and Grand Champion may be selected. Intermediate class may be eliminated if not enough participants.
7. Do not grind or file weld.
8. These rules apply to Electric Welding, Acetylene Welding and Forge Welding classes listed below. Indicate with E, A, or F which type is being exhibited.

**Class No.**

	Electric	Acetylene	Forged	
450.	.....E.....	.....A.....	.....F.....	Barbeque grill
451.	.....E.....	.....A.....	.....F.....	Fireplace andirons
452.	.....E.....	.....A.....	.....F.....	Hand wood splitter
453.	.....E.....	.....A.....	.....F.....	Post driver (hand)
454.	.....E.....	.....A.....	.....F.....	Fire rake
455.	.....E.....	.....A.....	.....F.....	Stove poker
456.	.....E.....	.....A.....	.....F.....	Jack stand
457.	.....E.....	.....A.....	.....F.....	Hay hook
458.	.....E.....	.....A.....	.....F.....	Plant holder
459.	.....E.....	.....A.....	.....F.....	Planting bar
460.	.....E.....	.....A.....	.....F.....	Drawbar pin
461.	.....E.....	.....A.....	.....F.....	Lawn / garden ornament
462.	.....E.....	.....A.....	.....F.....	Home accessory
463.	.....E.....	.....A.....	.....F.....	Other small item

## SECTION 31 A – METAL ARTWORK

Superintendent: Michele Mink

Assistant Superintendent: Donna Burman

1. Article must be constructed by the exhibitor as a part of the project since the last county fair.
2. All articles must be painted or properly treated. In the case of projects that have been used, they must be clean and in presentable condition. Failure to do this will lower your placing from a gold to a silver.
3. Entries will be judged on the basis of workmanship, finish, design, strength, usefulness and suitability.
4. Exhibitors are limited to one entry per class.
5. A junior, intermediate and senior champion, reserve champion and grand champion may be selected. Intermediate class may be eliminated if not enough participants.
6. If required, it can be attached with rivets, soldering or fasteners.

### Class No.

464. Ornamental – Examples: Leaf with a vein, a flower, or a lawn ornament.
465. Tool – Example: Poker, fire rake, etc.
466. Home Accessories – Example: Napkin holder, door knocker, hinge.
467. Other small item

SECTION 32 – SCIENCE  
Superintendent: Leann Murphy

1. A Junior, Intermediate and Senior Champion, Reserve Champion and Grand Champion may be selected.

ELECTRICAL

1. Articles must have been constructed by the exhibitor.
2. EACH article exhibited MUST be accompanied by a statement including its intended use and a wiring diagram.
3. In judging electric project articles, consideration will be given to:
  - ~ Safety (must meet Underwriters' code)
  - ~ Workmanship
  - ~ Approved material
  - ~ Design
  - ~ Performance



Class No.

468. Extension Cord
469. Trouble Light
470. Lamps – for reading (made by exhibitor, no kits)
471. Lamps – General (made by exhibitor, no kits)
472. Practical electrical appliances
473. Electrical games, quizzes, demonstrations (made by exhibitor)
474. Electrical Motor Educational Display
475. Electronics Article
476. Robotics Educational Display

MECHANICAL

Class No.

477. Small engines – one educational display
478. Marksmanship – One educational display (no guns displayed)

ROCKETRY / AEROSPACE

1. Article must have been constructed by exhibitors as part of their projects since the last County Fair.

Class No.

479. Model rockets, one stage
480. Model rockets, two stage
481. Aerospace Scientific Display

## HEALTH & SAFETY/HOBBIES


### Class No.

482. Health – one educational display

483. Safety – one educational display

484. Hobbies – One educational display. Only that part that has been collected this year may be entered. (Collections will be entered at owner's risk.) A space 4' x 2' will be provided - one (1) entry per exhibitor.

### NUTRITION POSTER

1. The 4-H Nutrition Poster Section is open to all youth participating in the 4-H Expanded Foods and Nutrition Program. This activity provides the opportunity for 4-H'ers to share nutrition knowledge and concepts gained in EFNEP programs and others. Blue Ribbon posters may be submitted for the State competition. 
2. Affix to the back of the poster board in the upper left-hand corner the following information: Theme, Name of 4-H member, Age, Address, Interpretative Statement.

### Class No.

485. Nutrition Poster – Posters must be 14" x 22" and contain a nutrition message. Cartoon figures such as Snoopy, Nintendo, Barney, etc. cannot be used because they are copyrighted.

### NATURAL RESOURCES

1. Types of exhibits:  
Collections and Educational Display
2. Posters must be no larger than 22" x 36".
3. Educational displays may not exceed 36" wide x 48" high.
4. Collections should be collected from nature and identified as to common name, scientific name, and state, region or country where collected. Note: Senior exhibitors must include information such as where specimen is grown or found, native versus non-native collection, dollar value of timber sales for various trees, etc. Collection cases should not exceed 25" x 30".
5. Collections will be judged on:
  - ~ Accuracy in name and grouping by order
  - ~ Variety in species
  - ~ Neatness in labeling
  - ~ Neatness in display

6. Displays can be a demonstration of scientific idea, a performance of an experiment, or presentation of a research project. A printed or type written summary should be attached to the display.

**Class No.**

486. Shell collection (15+ samples)
487. Rock collection (15+ samples unpolished samples) Fossil collection (10+ samples).
488. Leaf collection (25+ different samples from trees or ornamental)
489. Mature wood species & bark collection (15+ different samples)
490. Weed collection (25+ different samples)
491. Print casting (3+ different samples)
492. Forestry educational display
493. Soil collection (10+ different samples)
494. Wildlife/habitat display
495. Used birdhouse – Must be clean and presentable and have been built, erected and observed by exhibitor. A record of eggs laid, hatched, birds fledged, brood number and probable cause of mortality must be included.
496. Sport fishing educational display.
497. Water quality educational display.
498. Recycling educational display.
499. Outdoor recreational display.
500. Chemistry scientific display – i.e. silver polish osmosis.
501. Earth science display – i.e. rock layers, weather, crystals.
502. Physical science display – i.e. electricity, dams, erosion.
503. Planetary science display – i.e. space, planets, constellations.
504. Biological science display – i.e. cells, plant growth, human body.
505. Veterinary science display.
506. Agricultural scientific display.
507. Beekeeping scientific display.
508. GIS/GPS scientific display.
509. Science, engineering and technology display.

## ENTOMOLOGY



1. Most specimens should be collected and mounted by the exhibitor. Some specimen trading is allowed as long as original collector's label is retained.
2. Insects should be mounted according to the instruction in the 4-H Entomology Project Guide, 4-H 225. Insects of the same order should be grouped together. Specimens should be mounted on standard insect pins. Each specimen should be labeled to show where and when it was caught, name of collector, and common name of insect. Labels should not be larger than  $\frac{1}{2}$  by 1 inch.
3. One or more boxes with pinning bottoms may be used. Boxes should be a least 5" x 8" in size and covered with glass or other transparent top.  
Collections will be judged on:
  - ~ Accuracy in naming and grouping by order
  - ~ Variety in species
  - ~ Neatness in mounting and arrangement
  - ~ Neatness in labeling
4. An exhibitor may enter in any one of the classes 510 - 513 and in addition, may enter 514 and 515.

### Class No.

510. Collection – FIRST YEAR – 25+ specimens in 3 or more orders (all specimens to be identified to order; but can be identified to family and common name).
511. Collection – SECOND YEAR – 60+ specimens in 5 or more orders (all specimens to be identified to order; but can be identified to family and common name).
512. Collection – THIRD YEAR—100+ specimens in 10 or more orders (all specimens to be identified to family; but can be identified to common name).
513. Collection – FOURTH YEAR – 150+ specimens in 15 or more orders (all specimens to be identified to family; but can be identified to common name).
514. Specialty collection - A collection of insects in a special taxonomic group such as a family or genus in any single order. Identify specimens as specifically as possible. Include a brief explanation of the collection on a 3" x 5" card.

515. Ecologically-Related Collection – A collection of specimens which are related to each other by habitat such as on one plant, in a garden, on an animal, in a household, aquatic insects, etc. Identify specimens at least to order. Include a brief explanation of the collection on a 3” x 5” card.
516. Education Exhibit – an exhibit suitable for teaching some aspect of entomology. For example, a collection indicating the various type of metamorphosis, (e.g. egg, larva, pupa and adults of selected insects) or one that shows various types of mimicry (e.g. flies and the bees they mimic, insects with warning coloration, etc.). Include a brief explanation of the collection on a 3” x 5” card.

## COMPUTER

### Class No.

517. Computer Science – one (1) educational display no larger than 22” x 36”
518. Computer Science – printout of original program

## SECTION 33 - ARCHERY

Superintendent: Leann Murphy

A Junior, Intermediate and Senior Champion, Reserve Champion and Grand Champion may be selected.

### Class No.

519. Archery – Educational display
520. Arrow – single, handmade
521. Arrow – three (3) matching, handmade



## SECTION 34 – CRAFTS

Superintendents: Pattianne Smith  
Assistant Superintendent: Donna Conneally,  
Kim Bachmann



1. Exhibitors must have completed all the work on the project themselves.
2. A quality exhibit reflects imagination and skill in Crafts. Exhibits will be judged on the basis of workmanship, usefulness, finish, design and display. Every exhibit shall have been made since the last fair.
3. “Original” designates an item that has been designed, created and prepared by the exhibitor.
4. Exhibitor can enter only one (1) exhibit in each class.
5. Senior, Intermediate and Junior Champion and Reserve Champion ribbons may be awarded. A Grand Champion may be selected from the three Champions.

### Class No.

- 522. Batik
- 523. Soap carving
- 524. Basket – natural reed only
- 525. Camp Leader Shirt
- 526. Candles – original (i.e. Sand candles)
- 527. Candles – made from mold
- 528. Ceramics – original, fired
- 529. Ceramics – fired from mold, glazed
- 530. Ceramics – fired from mold, stained or painted
- 531. Christmas decoration – other than wreaths or tree ornaments
- 532. Christmas decoration – tree ornaments
- 533. Christmas wreaths
- 534. Collage – cloth, paper, framed & ready to hang
- 535. Decorated shirt – using acrylic paints
- 536. Decoupage item
- 537. Egger
- 538. Hair accessories – no sewn items
- 539. Jewelry – macramé only
- 540. Jewelry - original



- 541. Jewelry – kit
- 542. Leather craft, stamped (indicate if kit)
- 543. Leather craft, tooled (indicate if kit)
- 544. Leather craft – other than stamped or tooled (indicate if kit)
- 545. Macramé – all items except jewelry
- 546. Metal craft (i.e. copper tooling)
- 547. Models – original
- 548. Models- kit
- 549. Mosaics, original – glass, seed, tile, etc.
- 550. Mosaics, kit – glass, seed, tile, etc.
- 551. Nature craft (i.e. rock or shell craft, corn husk dolls, etc.)
- 552. Origami
- 553. Paper Mache
- 554. Paper Twist
- 555. Popsicle stick craft
- 556. Quilling
- 557. Recycled Materials craft – size limited to 2'x2'x2'
- 558. Sculpture – stone, metal or wire
- 559. Sculpture – clay or plaster
- 560. Silk Flower Arrangement
- 561. Stained Glass – using real glass, no plastic or liquid glass color
- 562. Sand Art
- 563. Stamping – scrapbook pages, cards, etc.
- 564. String Art – original (ready to hang)
- 565. String Art – kit (ready to hang)
- 566. Tie Dyed Item
- 567. Treasure Box (see page 9 of Treasures of 4-H project book for first year 4-H'ers)
- 568. Weaving – includes loom and hand weaving
- 569. Wood Carving
- 570. Wreaths – other than Christmas
- 571. Yarn, felt, fabric or fiber (no knitted or crocheted items)
- 572. Miscellaneous – educational
- 573. Miscellaneous – kit
- 574. Miscellaneous – original



## SECTION 35 – FINE ARTS

Superintendent: Donna Ichniowski  
Assistant Superintendent: Joyce Engle

1. Pictures must be framed only, ready for hanging with screw eyes and wire or saw tooth hook. Pictures not properly mounted or framed and that cannot be hung will be disqualified.
2. No picture can be larger than 30" x 30" including frame.
3. A Junior, Intermediate and Senior Champion, Reserve Champion and Grand Champion may be selected.

### Class No.

575. Oil painting
576. Acrylic painting
577. Water color painting
578. Pastels painting
579. Charcoal drawing
580. Black and White pencil drawing
581. Color pencil drawing
582. Crayon drawing
583. Print making (block printing) – include block
584. Pen and Ink drawing
585. Mixed medium
586. Other medium – identify medium



## SECTION 36 – PHOTOGRAPHY



Co -Superintendents: DeeDee McCann and Darlene Binns

1. All entries **MUST** have been photographed from August 2010 to July 2011.
2. Entries, except where noted, must be standard **snapshot size (3"x 5", 4"x 6", or 3½"x 3½")**.
3. All photos must be mounted on white poster board with **1" wide border (NO EXCEPTIONS)**. Photos can be mounted with spray adhesive, heat seal or other permanent mounting medium. Photos may be mounted horizontally or vertically. All 8" x 10" photos (classes 609-611) must be mounted in the same way.
4. Each exhibitor will be limited to two (2) entries in black and white and two (2) entries in color classes. Additional entries may be entered in classes 609-611.
5. On reverse side of mounting, in the upper left corner, print name of exhibitor, class number, category, and age of exhibitor.
6. On front side of mounting, in the lower left corner, attach a white 3" x 5" card (do not cover picture – may be hung below poster board), with the following information; title of picture, date picture taken, name of camera, type of camera, and kind of film used (information in typed form would be appreciated, but not necessary).
7. A Junior, Intermediate and Senior Champion, Reserve Champion, in black and white and color may be selected. A Grand Champion will be awarded to the most outstanding photograph.
8. All those entering in the State Fair – please check on-line or the fair catalog for different size requirements, etc.



**Class No.**

587. Building – black & white
588. People – Individual – black & white
589. People – Two or More – black & white
590. Landscape/Seascape – black & white
591. Animals, birds, insects – black & white
592. Flowers or Plants – black & white
593. First Year Photographer – black & white
594. Photograph Developed by Exhibitor – black & white
595. Sequence of two or four related pictures, mounted on one board – black & white
596. Photo Story – Four or more pictures/collage telling a story, mounted on one board – black & white
597. Miscellaneous – black & white
598. Building – color
599. People – Individual – color
600. People – Two or more – color
601. Landscape/Seascape – color
602. Animals, Birds or Insects – color
603. Flowers or Plants – color
604. First Year Photographer – color
605. Photograph Developed by Exhibitor – color
606. Sequence of two or four related pictures, mounted on one board – color
607. Photo Story – Four or more pictures/collage telling a story, mounted on one board – color
608. Miscellaneous – color
609. One 8” x 10” Digitally altered image
610. One 8” x 10” Experimental photograph (pinhole camera, photo grams, special effects)
611. One 8” x 10” Picture that captures the Spirit of Harford County

## 36 – 612 – 4-H PHOTO CHALLENGE

Superintendent: Katie Hilyard

Assistant Superintendent: Tom Binns

1. This event will provide members entering exhibits in the photography division an opportunity to demonstrate creative and communication skills through photography. There will be three (3) age divisions: Junior, Intermediate and Senior.
2. Each participant will be given a disposable camera to be picked up on Tuesday, July 26<sup>th</sup>, in the 4-H Indoor Building at the Photography Department between 1:30 and 5:00 p.m. There is a \$10 deposit fee, refunded when you report to mount your pictures (see #5). Participants will be allowed a set amount of time to canvass the fairgrounds and shoot scenes that fit the theme “*4-H in Action*”. Participants should consider variety, diversity and uniqueness when choosing their scenes.
3. Participants must select the scenes, aim, and take the pictures without assistance or guidance.
4. Participants will return their cameras to the 4-H Information Booth by 11:00 a.m. on Friday, July 29<sup>th</sup>.
5. Participants will report to the 4-H Information Booth between the hours of 9:00 – 11:00 a.m. on Saturday, July 30<sup>th</sup> to mount their pictures. All materials for mounting will be provided. Participants will be allowed one hour to choose the five (5) best pictures and mount them on a display for Judging. Participants are not to receive any help in the selection of their photos. Only participants will be allowed in the selection and mounting area.
6. Judging will be concluded by 2:00 p.m. on Saturday, at which time the participants may come to the 4-H Indoor Building, where the entries will be on display. All entries will be judged using the Danish Method of Judging. A Champion may be awarded to the Best Collection of Pictures in each class, and a Champion may be awarded to the Best Single in each class. A Grand Champion may be selected for the Best Collection of Pictures and Single Best Picture.
7. The display will be returned to the contestants, however the negatives will become the property of Maryland Cooperative Extension and may be used to promote 4-H and the Harford County Farm Fair on a variety of materials and media. Participants will be required to sign a release.
8. Participants will receive a \$2.00 premium.

## SECTION 37 – BANNERS & BOOTHS



Superintendent: Ann Schenning

Each organized club will be limited to one (1) Booth and/or Banner and it must be pre-entered. Booth exhibits must be entered between 1:30 – 5:00 p.m. on Tuesday, July 26<sup>th</sup>.

### BANNERS 613

1. All banners should be hung using a 5/8" wooden dowel, **inserted in a 1 1/2" casing**. This must be included with the banner for display purposes.
2. The finished banner size must be 50" wide and 38" high. Banners not meeting these size requirements will be disqualified at the judge's discretion.
3. Club name, current year and a 4-H clover must be used on the banner. The club name, city, club leader's name, address, phone number and the AA statement (see page 98) must be clearly printed on a card and securely attached to the back of the banner on the upper right hand corner.
4. Banners may be constructed of any type of fabric with any type of application, and should be constructed of materials (felt or hemmed edge) that can be folded or rolled. Appliqued, embroidery, and trapunto are suggested.
5. Design must be one (1) side of the banner only and should be two (2) dimensional, expressing one (1) idea.
6. 4-H Members are responsible for constructing the banner. Parents and volunteers may assist but not assume total responsibility. Banner should relate to the club's 4-H projects or activities.
7. Banners will be judged on the following basis and points given:
  - ~ Effective Title (short, personal, an active verb) 10
  - ~ Conveys message (accomplished purpose) 30
  - ~ Attracts attention (stopping power) 20
  - ~ Holds interest (encourages study) 10
  - ~ General appearance (simple, balance, color) 10
  - ~ Workmanship (neat, well constructed) 10
  - ~ Suitable subject (timely, personal) 10

### PREMIUMS:

EXCELLENT	\$20.00
VERY GOOD	\$15.00
GOOD	\$10.00

## BOOTHS 614

### Rules

\*There are two classes offered: A-Annual theme (for state) 2011–(“Balancing Tradition with the Challenges of Today”). B-Open theme booth may feature any theme promoting 4-H/FFA.

1. This division is limited to entries by clubs (not individuals).
2. Each exhibit will consist of a wooden platform 47” wide x 36” deep, with a backboard 22” high. The sides shall be diagonal from top to bottom front. The contents of the booth **MUST NOT** exceed the dimensions of the booth.
3. Booths must be constructed, entered, and set up by 4-H members only.
4. Club names must be a prominent part of the booth. **Booths must include the “AA Statement” somewhere in the booth (see below).** The club name, city, county, club leader’s name, address and phone number must be clearly printed on a card and securely attached to the back side of the booth in the upper right corner.
5. The judging of these booths will be based upon the way in which the 4-H Club presents the subject to the public. The theme of the booth display should relate to the 4-H Project or activity, citizenship or promotion.
6. All booths must be removed between 6:00 and 7:30 p.m. Sunday, July 31<sup>st</sup>.
7. Booths will be judged on the following basis and points given:
  - ~ Effective Title (short, personal, an active verb) 10
  - ~ Conveys message (accomplished purpose) 30
  - ~ Attracts attention (stopping power) 20
  - ~ Holds interest (encourages study) 10
  - ~ General appearance (simple, balance, color) 10
  - ~ Workmanship (neat, well constructed) 10
  - ~ Suitable subject (timely, personal) 10

#### PREMIUMS:

EXCELLENT	\$ 20.00
VERY GOOD	\$ 15.00
GOOD	\$ 10.00



AA Statement: *“It is the policy of the University of Maryland and Maryland Cooperative Extension, that no person shall be subjected to discrimination on the grounds of race, color, gender, religion, national origin, sexual orientation, age, marital or parental status, or disability.”*

SECTION 38  
4-H CLUB TRASH CAN CHALLENGE - 615

Harford County will provide large outside trash containers to be used by Harford County 4-H Clubs to decorate.

1. Outside (weatherproof) paints are to be used.
2. Trashcans will be available at the Harford County Extension/4-H Office in Forest Hill for pick-up by the clubs.
3. The following should be on the trashcan:
  - ~ 4-H Emblem
  - ~ 4-H Club Name
  - ~ Harford County 4-H Office phone number
  - ~ This year's theme: "*Open – create your own*"
4. Trash cans will be judged on the following basis and points given:

~ Conveys message (accomplished purpose)	30
~ Attracts attention (stopping power)	30
~ Holds interest (encourages study)	10
~ General appearance (simple, balance, color).	10
~ Workmanship (neat, well constructed)	10
~ Suitable subject (timely, personal)..	10

Premiums will be sponsored and paid by the Harford County 4-H Leaders Association in the following manner:

PREMIUMS:

EXCELLENT	\$ 20.00
VERY GOOD	\$ 15.00
GOOD	\$ 10.00



SECTION 39  
FAMILY FUN WITH 4-H CHALLENGE 616

1. Entries are due same as booth and banner entries.
2. Size is 50" wide x 38" long and be ready to be hung as a banner. Use a 56" dowel to be inserted in a 1 ½" casing.
3. The entry is to be completed by a 4-H family. A family can consist of two or more children, a parent and child, or the whole family can participate.
4. An index card indicating the family members and ages of children who helped make the banner should be attached to your entry.
5. Refer to Rule No. 7 under banners for judging criteria.
6. Premiums will be awarded as follows:
  - Excellent - \$20.00
  - Very Good - \$15.00
  - Good - \$10.00
7. All of the following items must be included in the banner:  
(no specific amounts)
  1. SUNFLOWER
  2. 12 Q-TIPS
  3. BEADS
  4. 6 – BOTTLE CAPS
  5. PIPE CLEANERS
  6. WIGGLE EYES
  7. BIRTHDAY CANDLES
  8. 5 CRAYONS
  9. SMALL MILK JUG
  10. FELT 4-H CLOVER

*Good luck with your challenge – these will be  
judged by the booth judges.*

## SECTION 40 CLUB HISTORIAN BOOK – 617

The Club (Historian) is responsible for keeping this book – updating and keeping a record of the activities and achievements of the club. Please see ‘Duties of 4-H Club Historian’ available from the 4-H Office.

These details should be included:





- a. Name of club and year
- b. Names of officers and chairmen
- c. Social and entertainment affairs of importance
- d. Activities and projects carried on during the year
- e. Snapshots
- f. Newspaper clippings
- g. Program copies showing club members participation
- h. Club ribbons (Floats, Booths, etc.)
- i. Anything pertaining to the Club or Club members.

Awards for this Farm Fair Entry will strictly be ribbons.

## SECTION 41 4-H PROMOTIONAL – 618

Entries are due the same as Indoor entries. Each exhibitor is limited to one of the following classes. The contents should include but are not limited to the following:

- The University of Maryland logo 
- (DO NOT ALTER)
- The 4-H logo ( DO NOT ALTER) 
- The following address, telephone and web address  
(University of Maryland Cooperative Extension,  
Harford County Office, 2335 Rock Spring Road,  
Forest Hill, MD 21050. 410-638-3255  
[harford@umd.edu](mailto:harford@umd.edu))

Classes No:

1. Handout – (includes brochures & fliers, not to exceed 8 ½” x 11”)
2. Poster – 2’ x 3’ tag board or poster board
3. Tri-fold Display Board (overall dimensions 48” x 36”)

Awards for this Farm Fair Entry will strictly be ribbons.

SECTION 42  
CLUB 4-H CAMP IMPROVEMENT ENTRIES – 619

Superintendent: Kim Bachmann

Rules and Regulations

1. 4-H clubs should contact superintendent to register:  
They will have a list of potential projects to select from or may propose their own project.
2. The project must be approved before the club begins the work. Dimensions for the project will be supplied by the camp, where necessary.
3. The project may take place on site at the 4-H Camp (such as a painting project) or be constructed off-site and delivered to the camp. Supplies can be donated by the club or may be reimbursed by the camp.
4. Work can be done on-site at a pre-arranged time. The work must be scheduled with the superintendent in advance.
5. All dorm-related and outdoor projects must be completed by June 1<sup>st</sup>.
6. The club should prepare a tri-fold free-standing display, detailing their project to be displayed at the fair. The information should include: the plan of work, budget report and before and after photographs of the completed project. The project itself will count for 75% of the judging total and the poster displayed at the fair will count for the remaining 25%.
7. Clubs must display a poster at the fair to be eligible for judging.
8. The club who creates the Champion project will receive a pool/ice cream party at the camp, at a time to be decided in conjunction with the 4-H camp manager.

For more information, contact Kim Bachmann a  
410-803-8626.

# Club List

## GENERAL CLUBS

Black Horse	Jarrettsville Jets
Blue Ribbon	North Harford
Churchville Champions	Pioneers
Cloverettes & Friends	Simply Unique Friends
Country Life	Super Explorer 4-H Team
Country Critters	The Mad Scientist 4-H Club
Homeschool Heart in Hand	The Mudpuddles & Mayhem
	Thrillbillies

## HORSE CLUBS

Easy Riders - English  
Silver Spurs - Western

## SPECIAL INTEREST CLUBS

Bullseye 4-H Club	Archery/Rifle/Gun Project
APG Military Club	Military
County Dog Club	Dog Project
Edgewood Military Club	Military
Hop To It	Rabbit Project
Junior Leaders/Exchange	Teen Leaders ages 13 & up
Livestock Club	Market Animals
Small Paws	Small Pets
Alpaca Club	Alpacas



## **4-H Pledge**

“I Pledge

My **HEAD** to clearer thinking,

My **HEART** to greater loyalty,

My **HANDS** to larger service and

My **HEALTH** to better living for

**MY CLUB, MY COMMUNITY, MY**

**COUNTRY AND MY WORLD.”**

## **4-H MOTTOS**

**“TO MAKE THE BEST BETTER”**

**“LEARN BY DOING”**